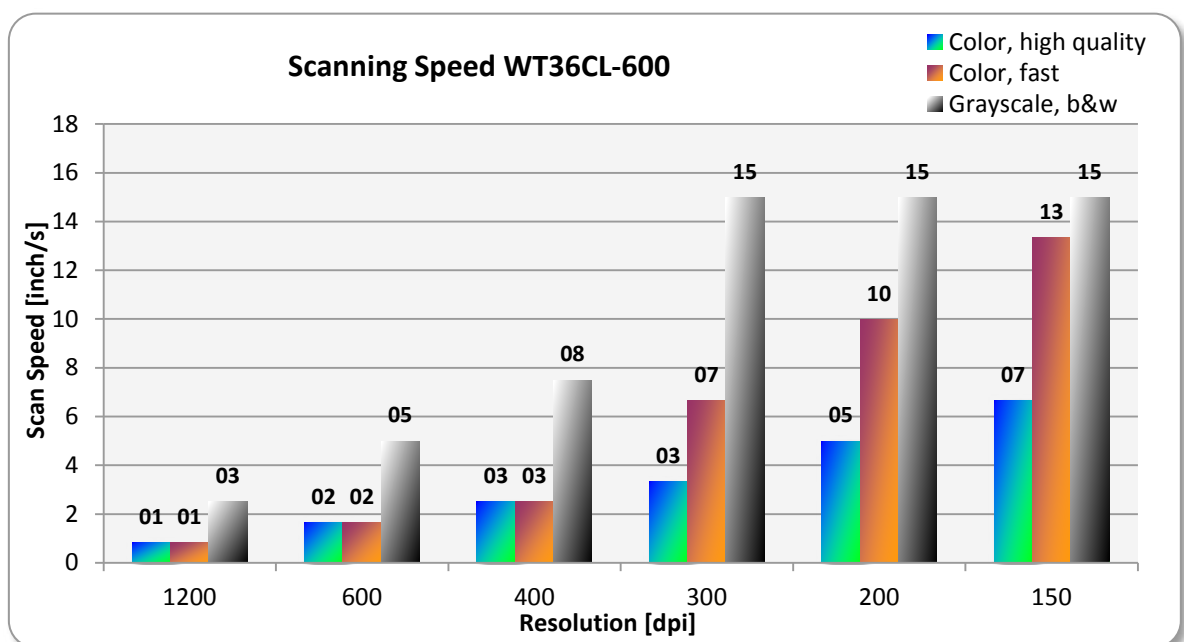


# WideTEK® 36CL



## Scanning Speed

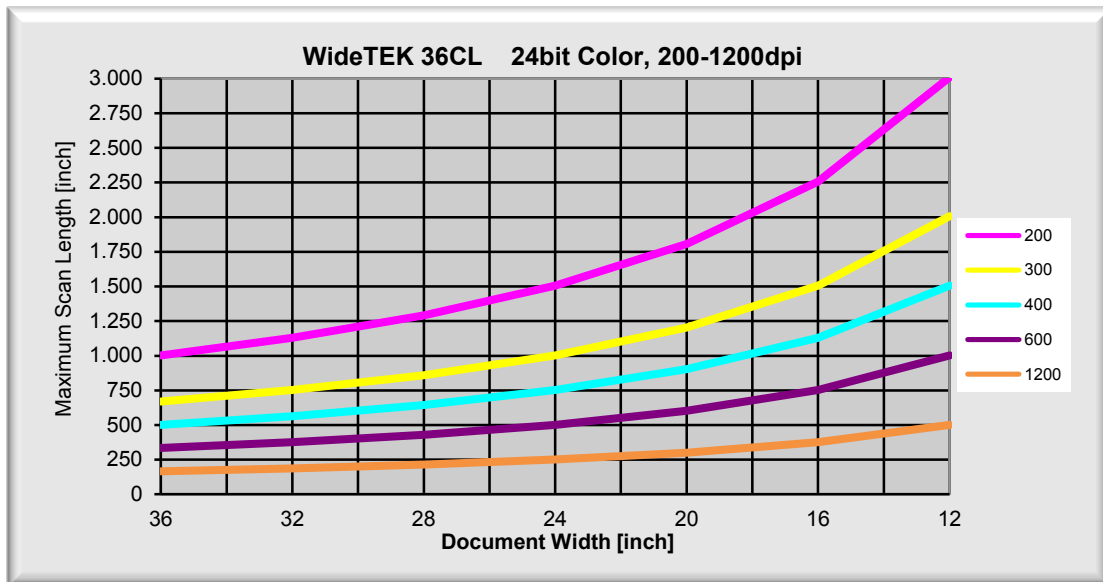
The scanning speed depends on the settings for resolution and color depth. In grayscale scanning, the WideTEK scanners use photometrically correct white light. This produces the best possible images. The following table shows the scan speed depending on the resolution.



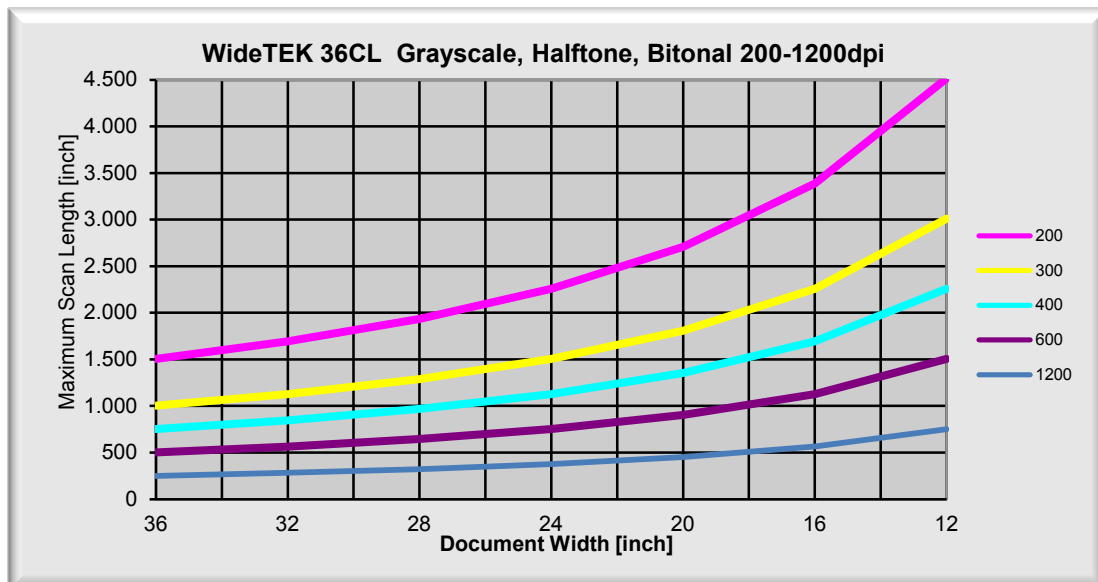
## Relation Between Document Length and Resolution

The maximum document length depends on three factors; resolution, color depths and document width. The WT36CL-600 has 8 GB of memory built into the scanner, enough to scan a 36" wide document at 300dpi up to a length of 670" or 17 m. The following tables show the relation between the scanning length, document width, resolution, and color depth.

### 24bit Color:



### Grayscale, Halftone and Bitonal:



## Optical System

Document width	965 mm (38 inches)
Scan width	915 mm (36 inches)
Scan direction	Face up
Scanner resolution	1200 x 1200 dpi (optionally 9600 x 9600 dpi interpolated)
Pixel dimension	42 x 42 µm
Sensor type	Three dual light CIS modules
Color depth	48 bit color (internal resolution) 16 bit gray scale (internal resolution)
Scan modes	24 bit color, 8 bit grayscale, bitonal, enhanced halftone
File Formats	Multipage PDF (PDF/A) and TIFF, JPEG, JPEG 2000, PNM, PNG, BMP, TIFF (Raw, G3, G4, LZW, JPEG), AutoCAD DWF, JBIG, DjVu, DICOM, PCX, Postscript, EPS, Raw data

## Accuracy and Stitching

Accuracy in scan direction	± 0.08% across 36 inch scanning width
Accuracy in transport direction	± 0.08% with new transport rollers

## Illumination System

Light source	RGB LED
Warm-up time	None
Temperature dependency	None
UV / IR emission	None
Lifetime	50,000 hours (typ.)

## Electrical Specifications

### External Power Supply

Voltage	100 – 240 V AC
Frequency	47 – 63 Hz
ECO standard	CEC level VI

### Scanner

Voltage	19 V DC
Current	3 A

### Power Consumption

Sleep	< 0.5 W
Standby	approx. 5.2 W
Ready to scan	< 25 W
Scanning	< 45 W

### Document Specifications

Document length	Up to 500 m (20.000 inch) <sup>1</sup>
Paper grade	any
Document thickness	2.5 mm (0.1 inch max.)

<sup>1</sup> The maximum document length depends on the scan resolution and the scan output.

## Dimensions and Weight

Scanner outer dimensions (H x W x D)	170 x 1088 x 358 mm (6.7 x 42.8 x 14.1 inches)
Weight of scanner	24 kg (53 lbs.)
Weight of floor stand	19 (42 lbs.)
Transport box dimensions (scanner) (H x W x D)	260 x 1160 x 440 mm (10.2 x 45.7 x 17.3 inches)
Transport box dimensions (floorstand) (H x W x D)	145 x 1100 x 260 mm (5,7 x 43,3 x 10,2inches)
Scanner weight, ready to ship	32 kg (70.5 lbs.)
Floor stand weight, ready to ship	21 kg (46 lbs.)

## Ambient Conditions

Operating temperature	5 to 40 °C (40 to 105 °F)
Storage temperature	0° to 60 °C (32° to 140 °F)
Relative humidity	20 to 80% (non-condensing)
Noise level	< 35 dB(A) (Operating) < 25 dB(A) (Standby)